


	<div>Activities in Reception</div> <div>23.11.20</div> <div></div>	<div>Funnybones</div> <div></div>
Personal, social and emotional development <b>PSED</b>	We will discuss the skeletons actions in accordance with our school’s values. The children will think about how the skeletons behave and we will discuss their actions and decide on some alternative activities for them to carry out.	
Communication & Language <b>C&amp;L</b> Literacy <b>L</b>	Children will discover a book has gone missing and a set of clues to help them work out what the missing book is. We will encourage the children to turn into story detectives to think about what the story of the week will be about. They will discuss their clues with their friends and decide on events that they think will happen in the story. We will read the book ‘Funnybones’ and encourage the children to join in with the repeated refrains. We will compare their predictions with events that happened in the story. This week we will also look at some non-fiction books related to bodies. The children will be encouraged to label different parts of the body.	
Mathematics <b>M</b>	In maths this week we will be exploring the number 8 and how this can be made. The children will investigate and find numbers that are a part of 8. We will be using a whole, part, part model to help us. We will continue to recognise a number on a tens frame up to 10 and the children will be focusing on how many empty spaces there are for each number. We will look at what eight is and isn’t and discuss the different ways that eight can be represented in our environment. We will be looking at the dot patterns on dominos and the children will be encouraged to recognise the pairs of numbers that go together. In addition to our number learning this week, the children will have the opportunity to find and compare the lengths of different bones.	
Understanding the world <b>UW</b>	We will be looking at how our body works and learn about the different parts of the body. The children will investigate x-ray pictures and talk about the bones in the human skeleton.	
Physical development <b>PD</b>	We will learn a skeleton dance to the song ‘Dem Bones.’ The children will also have the opportunity to play games showing different ways to travel such as running, hopping, jumping, slithering and sliding.	
Creative development <b>CD</b>	The children will attempt to make a skeleton using art straws. We will be singing songs such as ‘Dem Bones’ and ‘Head, Shoulders, Knees and Toes’.	
Please remember to send your child with a bag and a water bottle every day.		
Reading Folders – Transparent folder with a library book goes home on a Monday and should be returned on a Thursday. Green folders go home on a Thursday and should be returned on the Monday.		
On Monday we will have a visitor that will help us learn about the Funnybones story. The children will be taking part in some active learning to help them with their understanding of events in the story. The children will also be taught about body language and how we use this when we communicate.		
<b>Ideas for Magical Moments</b> (Child’s name) Talked about the story ‘Funnybones’ (Child’s name) Read a book from the funnybones series. (Child’s name) Could recall numbers that go together to make 8. (Child’s name) Could write numerals in order to 8. (Child’s name) Could draw or create a skeleton outline. (Child’s name) Could dress/undress themselves independently. (Child’s name) Could name different parts of the body.		